


T-TIME

IN CANYON COUNTRY



July/August 2011

Canyon Country Model T Club

3545 Kiltie Loop
Flagstaff, AZ 86001

E-mail:
1stnow@msn.com

Website:
www.canyoncountrymodeltclub.com

OFFICERS

Harold Crutcher
President

Dick Erfert
President-Elect

Marilyn Petersen
Sec./Treas.

Kathy Furstnow
Tour Chairperson

Canyon Country Model T Club
is affiliated with

Model T Ford Club
of America

and

Model T Ford Club
International

T TIME WITH THE PRESIDENT

The first day of Summer has come and gone, and the Flagstaff Independence Day Parade is right around the corner. This year it will be on Monday, July 4. I know we have several members planning to be there with their T's all decked out in holiday splendor, including Karen and I. (Karen is the splendor.) If you'd like to join in, please contact me so I can get an accurate car count. The parade will start at 9:00 a.m. at the corner of Elm and Beaver Streets. The route is south on Beaver to Aspen, east on Aspen to San Francisco, then north on SF to the finish at Elm. Participants are to be in their staging areas at 8:00 a.m. CCMTC's staging area is on Fine Street between Leroux and San Francisco. Our parade entry number is 90, so we'll get to watch a lot of it before we get started. Since the parade route streets will be closed, it's best to approach our staging area from the east, such as via Agassiz, or from the north down Leroux. I'm hoping we can have a nice turnout and show off our cars to the enthusiastic crowds! It's really lots of fun!

Russ & Kathy Furstnow are the proud grandparents of a BIG bouncing baby girl, born June 17 to their daughter Dana in Ohio. Kathy was there for the big event. Kinsey Kathryn weighed in at 9 pounds 12 ounces! My wife, Karen, suggested they could drop her off at Kindergarten on the way home from the hospital. We are happy for the Furstnow and Marchand families, and wish them all the very best!

Rumor has it that John Renkema is lusting after a 1911 Model T Torpedo Runabout. Carsforsale.com has this one listed for sale by the St. Louis Car Museum for a mere \$69,900. You go John !!!



Ford Motor Company announced this week that they will be spending a billion dollars to buff up its struggling Lincoln brand. They are developing a new line of models to roll out over the next four years. We shareholders wish them well! It makes me wonder how our 1914 Touring would look with solar panels on the top? Could be a great business opportunity for Model T Solar Conversion kits! Or not.

It's really nice to have Summer here. Beautiful weather makes for great Model T fun! We hope to see you on the road soon!

Harold


FORD FAMILY FACTOIDS

by Harold Crutcher

It was January 1940. America was being drawn into another war. Our military was not prepared. The Roosevelt administration asked Henry Ford to help by making parts for the B-24 Liberator bomber. This request led to the construction of the Willow Run B-24 factory on a farm owned by Henry Ford between Ypsilanti & Belleville, Michigan. The plant was designed by Ford's Vice President of Production, Charles Sorensen.

Sorensen flew to San Diego and visited Consolidated Aircraft's operations there. It was here that the prototype XB-24 was produced, and in 1940 the first

production order (from France) fulfilled. In the Coronado Hotel Sorensen pencil-skipped his concept for the plant's layout on hotel stationery: the plant would be a mile long and half a mile wide, the largest single industrial building ever. Over breakfast the next morning with Edsel



Ford, Sorensen got the green light. Two hundred million dollars and two years later the factory was a reality. It was a miracle of assembly line technology. At its peak, this plant employed over 34,000 employees and produced a 4-engine Liberator bomber every 69 minutes, a total of 8,800 aircraft for the war effort. Willow Run was the embodiment of American ingenuity, perseverance and productivity.

T-TIME JULY AND AUGUST BIRTHDAYS

Happy Birthday to you!!!

July 9

July 26

July 29

Kathy Furstnow

John McReynolds

Eric Nelson

August 15

August 16

August 27

Jackie Pfeifer

Dick Erfert

Montana Renkema



T-TIME WITH MARILYN

Consider driving your "T" in Flagstaff's Independence Day Parade and enjoying the potluck at the Furstnows' home



afterward. Please be sure to bring a salad or dessert to share. This is always a very special day.

Please send pictures and an article about any summer activities you do that include your Model T. I will include them in our September newsletter so that we can all enjoy them.

T-TIME FABULOUS FUN, TOURS AND EVENTS

Dates in red represent CCMTC sponsored or affiliated events.

Dates in black represent other special events in which you might be interested.

- July 4** Independence Day Parade in Flagstaff. Contact Crutchers at 480.991.9166 so that they know how many cars will be in our group. Russ and Kathy are hosting a potluck following the parade. Please bring either a salad or dessert to share.
- July 18-22** MTFCI 55th annual tour in Rochester, MN. Steve Boyd, Tour Chair. Website: www.modelt.org
- August 12-14** Santa Fe, NM. Contact Konwisers at 480.223.2742 for more information.
- September 9-11** Ashurst Lake campout and meeting. RSVP to Furstnows at 928.526.1343.
- September 14-17** Travel to Astoria, OR for Bi-Centennial. Call Renkemas at 602.292.6592 for more information about joining them.
- September 24** Sedona Car Show. Website: www.sedonacarclub.com for registration information.
- October 5-8** Hershey, PA swap meet.
- October 22** Flagstaff Wupatki Tour. RSVP to Marilyn Petersen at 928.526.9662.
- November 5** Highway cleanup. RSVP to Gary Selig at 928.522.9257.
- November 19** President's tour/meeting. RSVP to Crutchers at 480.991.9166.
- January 20-21** MTFCI Annual Membership Meeting in Phoenix, CCMTC hosts

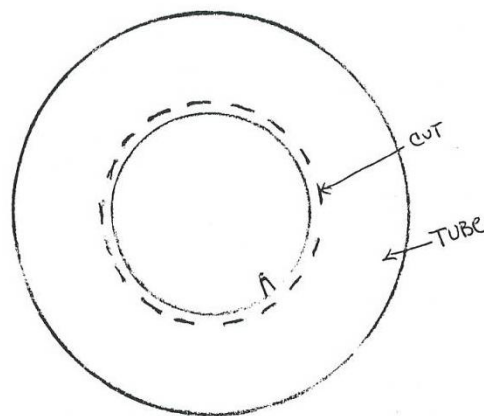
T-TIME TECHNICAL TIPS

By Russ Furstnow

Flat Tire Solutions

After a series of flat tires several years ago, I decided to replace the existing tubes with new tubes. The dilemma I had was how to take off and replace the tires without badly scratching and nicking the newly-painted rims. The solution was simple. I put black friction tape over the tire iron where the iron would/could come in contact with the rim, and also put friction tape around the rim itself. The result was no nicking or chipping of any paint!!!

Another problem I noted was the tire flaps placed in the tire to protect the tubes had folded in some places, making heavy spots and creating possible pinches in the tube. Flaps are not cheap, they are a bear to install, and I wasn't satisfied with the folding I noticed. What to do? A cheap and easy solution was to make "new" rim liners by taking an old 15" tube and cutting the tube into strips. Here is what to do: Cut a hole in the tube about one inch away from the valve stem. Now take a pair of scissors and make a cut the entire circumference around the tube (see drawing). Now cut another hole one inch away from the valve stem on the other side of the valve stem. This allows the rim liner to be about two inches wide. Now make a cut around the circumference which parallels the first cut. Cut the valve stem out of the tire, make a round hole where the valve stem was, and stretch the "flap" over the rim placing the hole where the stem was on the rim where the tube valve stem will go.



CUT TUBE ALONG THE DOTTED LINE

The rim liner has virtually no weight and the tube will never come in contact with the steel rim. This is far superior to using duct tape on a rim, which I have seen done on many occasions. Using one old tube, you can usually get at least five to six flaps.